



# LABOUR INSIGHT

2020 UK Labour Market Summary report, including:

Top advertised occupations (by BGT OCC)

Top employers

Top locations

Salaries

Skills in demand

Time series analysis

For deeper insight into your town or region, over a more specific timeframe, we suggest a free, no-obligation online demonstration.

Email us at [info@activeinformatix.com](mailto:info@activeinformatix.com) to arrange.

[activeinformatix.com/labourinsight/](https://activeinformatix.com/labourinsight/)

Source: Labour Insight (Burning Glass Technologies)

## Top Burning Glass Occupations (BGT OCCs)

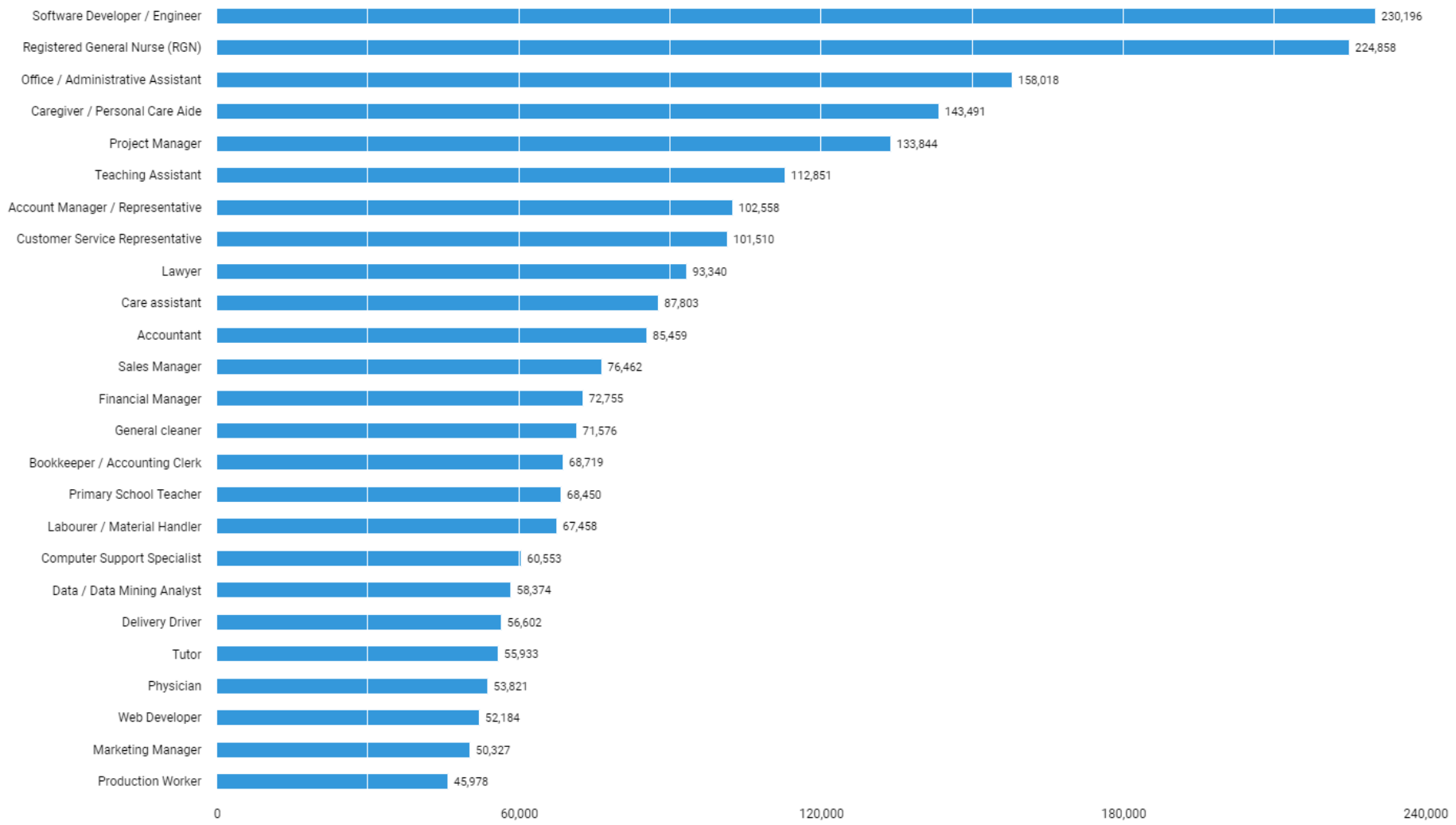
Jan. 01, 2020 - Dec. 31, 2020

There are 6,410,903 postings available with the current filters applied.

There are 440,782 unspecified postings.

## Active Selections

Full year 2020 (Jan. 1, 2020 - Dec. 31, 2020) AND UK-wide



Source: Labour Insight (Burning Glass Technologies)

## Employers with the Most Job Openings

Note: 54% of records have been excluded because they do not include an employer. As a result, the chart below may not be representative of the full sample.

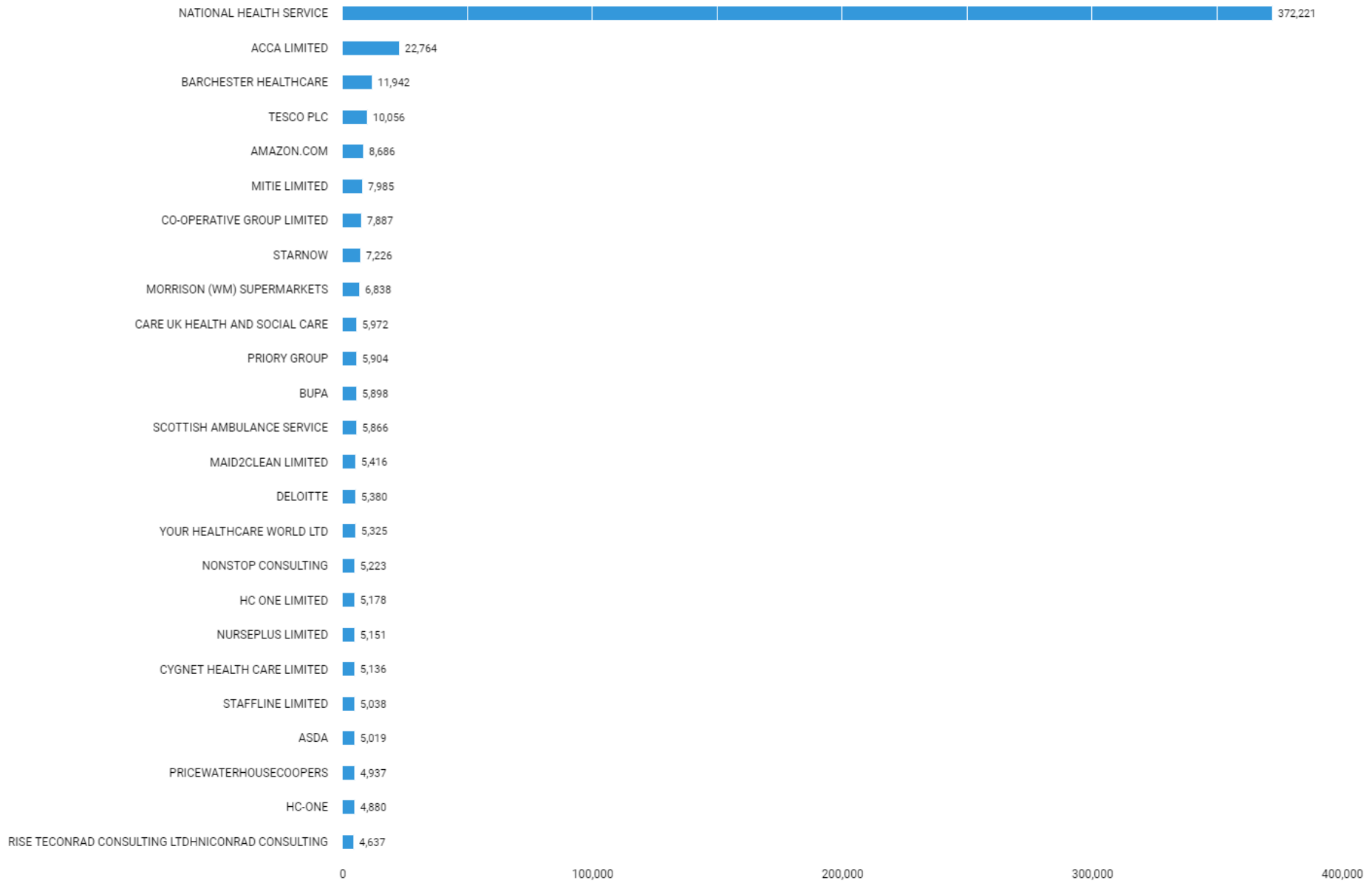
Jan. 01, 2020 - Dec. 31, 2020

There are 6,410,903 postings available with the current filters applied.

There are 3,465,368 unspecified postings.

## Active Selections

Full year 2020 (Jan. 1, 2020 - Dec. 31, 2020) AND UK-wide



## Top Cities

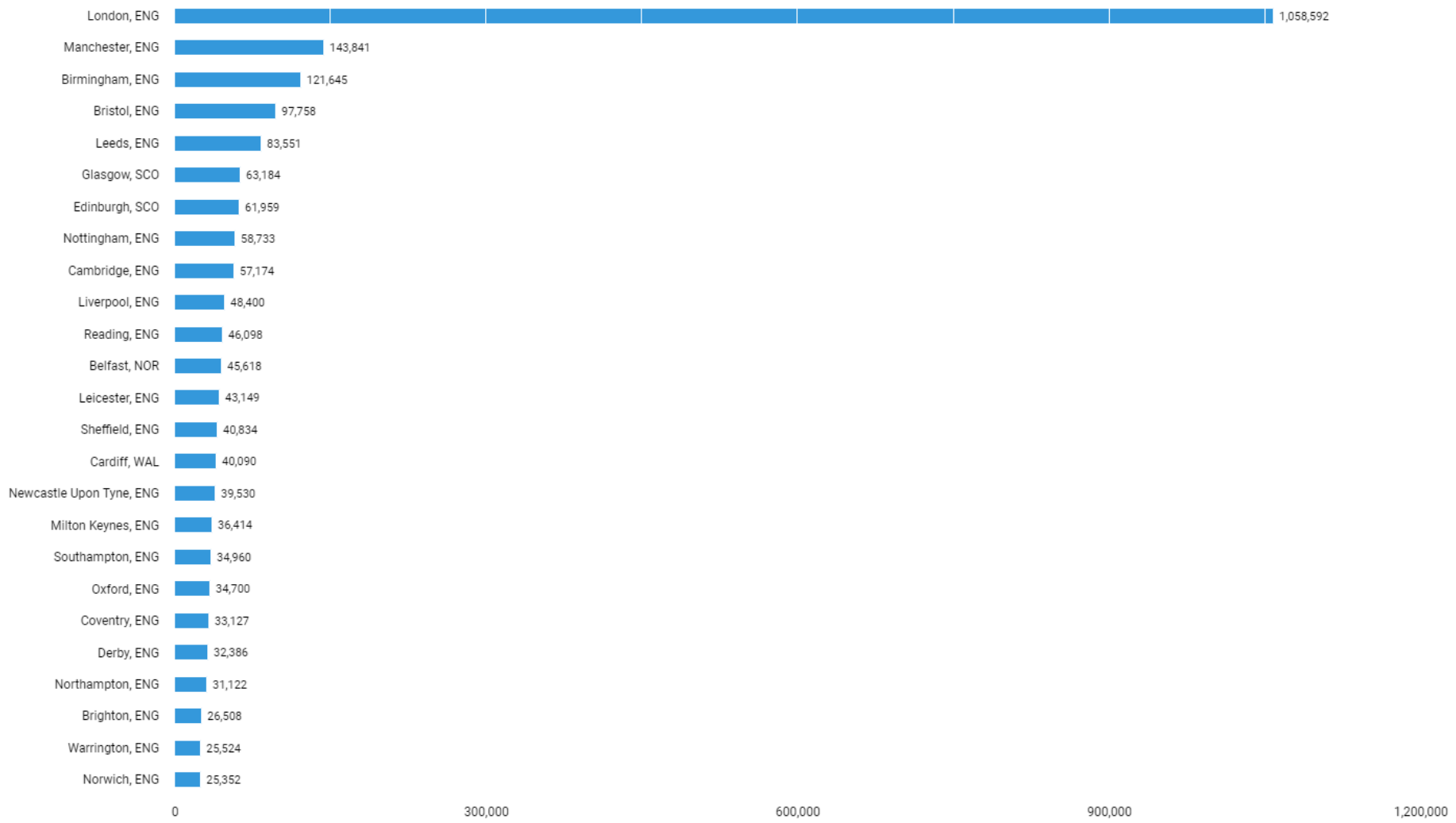
Jan. 01, 2020 - Dec. 31, 2020

There are 6,410,903 postings available with the current filters applied.

There are 1,431,224 unspecified postings.

## Active Selections

Full year 2020 (Jan. 1, 2020 - Dec. 31, 2020) AND UK-wide



Source: Labour Insight (Burning Glass Technologies)

## Salary (Advertised)

### Advertised Salary

This report uses salary data from real-time job postings between Jan. 01, 2020 and Dec. 31, 2020.

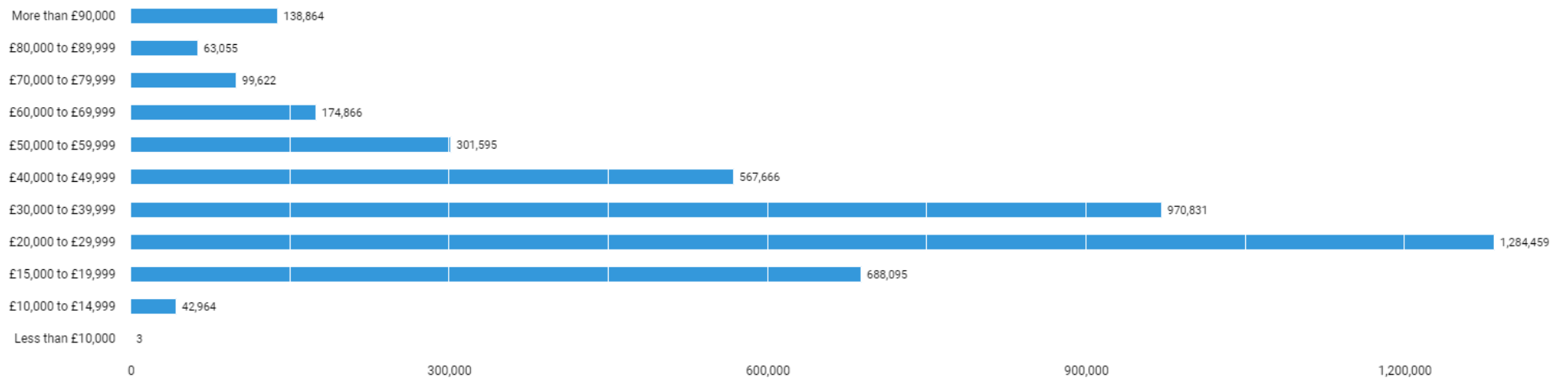
Salary figures are prorated to reflect full-time, annual wage status. For additional salary data by occupation from the Bureau of Labor Statistics, please refer to the summary tables option under the occupation category on the Create Reports tab.

Mean real-time salary: £36,300

Median real-time salary: £31,100

### Active Selections

Full year 2020 (Jan. 1, 2020 - Dec. 31, 2020) AND UK-wide



Source: Labour Insight (Burning Glass Technologies)

## Skills in Greatest Demand (Baseline Skills)

For skills, unspecified postings are those that have fewer than three skills listed.

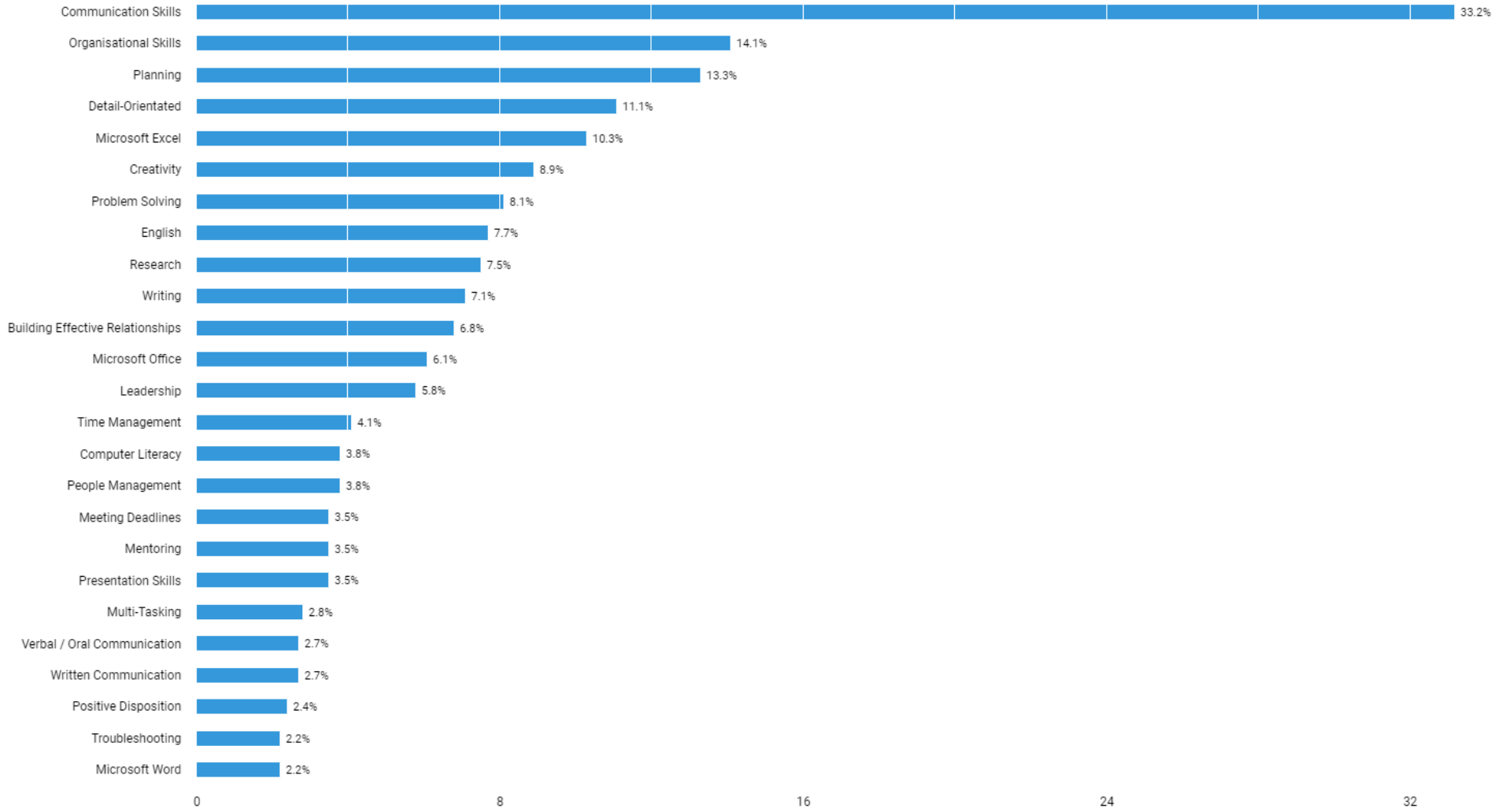
Jan. 01, 2020 - Dec. 31, 2020

There are 6,410,903 postings available with the current filters applied.

There are 2,222,689 unspecified postings.

## Active Selections

Full year 2020 (Jan. 1, 2020 - Dec. 31, 2020) AND UK-wide



### Summary Demand and Requirements Table by Occupation

Note: ONS data is only available at the UK-wide level. If you have selected another geographic filter or multiple geographic filters, UK-wide ONS data will be shown. Please be aware that some salary data may be excluded from this report, either because there are too few postings with salary information advertised or because the salary information provided is difficult to code with a high degree of accuracy.

Jan. 01, 2020 - Dec. 31, 2020

There are 6,410,903 postings available with the current filters applied.  
There are 17,440 unspecified postings.

#### Active Selections

Full year 2020 (Jan. 1, 2020 - Dec. 31, 2020) AND UK-wide

Category:		Demand and Employment			Salary		Education level based on posting requirements (*excluding NA)							
Source:		Burning Glass		ONS Oct 2017-Sep 2018*	Burning Glass	ONS, 2017*	Burning Glass							
SOC Code	Occupation Title	Number of Job Postings	Risk of Automation	Number in employment (UK-wide)	Mean Advertised Salary	Mean Salary (UK-wide)	% Requiring Level 1 S/NVQs*	% Requiring GCSEs, Standard Grades, Level 2 S/NVQs*	% Requiring A-Levels, Highers, Level 3 S/NVQs*	% Requiring HNCs, Level 4 Certificates/Diplomas, Level 4 S/NVQs*	% Requiring Foundation Degrees, HNDs*	% Requiring Bachelor's Degrees, Graduate Certificates/Diplomas*	% Requiring Postgraduate Degrees, Level 5 Certificates/Diplomas, Level 5 S/NVQs*	% with Unspecified Education
2231	Nurses	294,730	Low Risk	628,700	£39,309	£26,793	0%	28%	18%	2%	5%	34%	13%	96%
2136	Programmers and software development professionals	271,027	Low Risk	336,200	£56,023	£43,834	0%	5%	3%	3%	2%	83%	4%	82%
6145	Care workers and home carers	232,325	Medium Risk	749,300	£22,791	£13,944	2%	73%	19%	0%	0%	5%	0%	76%
7129	Sales related occupations n.e.c.	184,635	Medium Risk	59,200	£32,737	£20,301	0%	18%	8%	2%	1%	70%	0%	88%
1259	Managers and proprietors in other services n.e.c.	142,345	Low Risk	211,200	£44,806	£34,092	0%	13%	13%	7%	2%	60%	5%	81%
4159	Other administrative occupations n.e.c.	141,135	High Risk	802,500	£22,990	£17,453	1%	66%	11%	2%	1%	19%	0%	83%
1132	Marketing and sales directors	117,949	Low Risk	230,500	£47,701	£89,317	0%	10%	2%	2%	1%	80%	5%	80%
2421	Chartered and certified accountants	113,410	High Risk	191,100	£40,724	£38,369	0%	16%	8%	1%	1%	72%	3%	91%
2135	IT business analysts, architects and systems designers	105,947	Low Risk	132,100	£54,012	£49,421	0%	7%	3%	4%	2%	78%	6%	79%
7219	Customer service occupations n.e.c.	105,206	Medium Risk	312,900	£22,582	£17,029	1%	65%	11%	1%	0%	22%	0%	89%
2314	Secondary education teaching professionals	95,986	Low Risk	388,500	£36,134	£34,372	0%	54%	20%	0%	0%	25%	0%	57%
6125	Teaching assistants	95,513	Medium Risk	316,800	£19,695	£12,509	3%	50%	19%	1%	0%	27%	0%	75%
2413	Solicitors	89,479	Low Risk	122,100	£51,338	£48,009	0%	4%	3%	0%	0%	81%	12%	96%
3562	Human resources and industrial relations officers	87,620	Low Risk	145,100	£30,896	£30,293	0%	21%	7%	1%	1%	68%	2%	85%
4122	Book-keepers, payroll managers and wages clerks	84,287	High Risk	423,700	£26,322	£21,640	0%	46%	10%	3%	3%	35%	4%	91%
2319	Teaching and other educational professionals n.e.c.	81,458	Low Risk	221,900	£34,281	£18,114	0%	49%	14%	1%	0%	34%	2%	72%
2315	Primary and nursery education teaching professionals	76,779	Low Risk	436,800	£33,264	£29,672	0%	24%	11%	1%	1%	62%	0%	86%
2423	Management consultants and business analysts	75,570	Low Risk	176,900	£50,319	£46,240	0%	5%	2%	1%	1%	89%	3%	74%
1131	Financial managers and directors	73,581	Low Risk	325,900	£59,557	£79,704	0%	4%	3%	1%	0%	80%	11%	89%
3113	Engineering technicians	72,558	Low Risk	110,900	£33,619	£35,295	1%	31%	30%	16%	3%	18%	1%	68%
9233	Cleaners and domestics	71,833	Medium Risk	573,700	£20,516	£8,673	5%	57%	17%	8%	0%	14%	0%	96%
9260	Elementary storage occupations	70,416	Medium Risk	449,100	£23,235	£20,248	1%	66%	10%	3%	0%	20%	1%	96%
3132	IT user support technicians	69,565	Medium Risk	102,800	£28,683	£29,638	0%	37%	10%	5%	4%	42%	2%	83%
3543	Marketing associate professionals	67,979	Low Risk	203,200	£30,931	£32,012	0%	13%	4%	1%	1%	78%	3%	78%
8211	Large goods vehicle drivers	65,602	Medium Risk	307,300	£28,529	£28,071	0%	23%	25%	12%	0%	39%	0%	98%
2211	Medical practitioners	62,997	Low Risk	262,600	£66,967	£71,204	0%	4%	7%	1%	2%	75%	11%	89%
3534	Finance and investment analysts and advisers	62,324	Medium Risk	197,800	£44,977	£41,992	0%	7%	4%	0%	0%	78%	9%	83%
2129	Engineering professionals n.e.c.	62,202	Low Risk	122,500	£42,826	£42,981	0%	17%	11%	15%	4%	48%	4%	66%
8212	Van drivers	62,108	Medium Risk	272,600	£24,794	£20,164	1%	21%	5%	44%	0%	29%	0%	98%

2137	Web design and development professionals	61,859	Low Risk	55,500	£49,202	£31,740	0%	7%	3%	1%	1%	87%	2%	90%
2139	Information technology and telecommunications professionals n.e.c.	61,760	Low Risk	191,400	£51,217	£43,358	0%	6%	4%	4%	1%	71%	14%	78%
6141	Nursing auxiliaries and assistants	59,851	Low Risk	328,900	£24,752	£16,108	2%	69%	18%	1%	1%	7%	2%	80%
3119	Science, engineering and production technicians n.e.c.	56,749	Medium Risk	48,700	£27,561	£27,478	0%	36%	17%	5%	2%	34%	7%	85%
2424	Business and financial project management professionals	55,855	Low Risk	261,900	£54,436	£50,138	0%	6%	4%	9%	4%	74%	3%	78%
3131	IT operations technicians	55,222	Low Risk	118,100	£44,956	£31,357	0%	16%	12%	4%	2%	62%	3%	84%
7111	Sales and retail assistants	50,175	Medium Risk	1,095,300	£26,353	£11,947	0%	48%	16%	2%	1%	33%	0%	92%
9272	Kitchen and catering assistants	48,997	High Risk	506,900	£21,234	£10,123	3%	58%	13%	1%	0%	26%	0%	94%
2442	Social workers	48,139	Low Risk	97,500	£46,061	£30,500	0%	14%	7%	1%	0%	76%	1%	78%
1181	Health services and public health managers and directors	46,796	Low Risk	70,300	£41,979	£46,921	0%	15%	7%	13%	1%	45%	21%	82%
5434	Chefs	42,937	Low Risk	242,300	£27,922	£19,254	7%	70%	6%	1%	0%	16%	0%	84%
2121	Civil engineers	42,329	Low Risk	76,900	£45,887	£42,712	0%	4%	3%	14%	6%	70%	4%	55%
2311	Higher education teaching professionals	39,465	Low Risk	168,900	£40,175	£45,275	0%	16%	10%	1%	2%	62%	9%	49%
2122	Mechanical engineers	38,049	Low Risk	63,300	£39,430	£45,323	0%	18%	11%	21%	5%	43%	1%	55%
1121	Production managers and directors in manufacturing	37,921	Low Risk	308,700	£40,409	£55,643	0%	10%	9%	12%	5%	59%	5%	83%
3545	Sales accounts and business development managers	37,563	Low Risk	452,800	£49,002	£50,979	0%	7%	4%	8%	2%	76%	3%	81%
5231	Vehicle technicians, mechanics and electricians	36,119	Medium Risk	161,400	£30,753	£26,972	1%	45%	50%	2%	0%	3%	0%	54%
9120	Elementary construction occupations	35,967	High Risk	174,800	£24,491	£22,785	1%	61%	9%	14%	1%	14%	0%	97%
2462	Quality assurance and regulatory professionals	35,911	Low Risk	103,100	£43,815	£46,503	0%	7%	4%	5%	3%	78%	3%	74%
3542	Business sales executives	32,951	Low Risk	134,300	£34,520	£35,157	0%	14%	4%	4%	2%	73%	4%	82%
2134	IT project and programme managers	31,950	Low Risk	76,900	£55,764	£52,679	0%	4%	3%	6%	2%	79%	6%	80%
5241	Electricians and electrical fitters	31,237	Low Risk	251,000	£35,580	£31,166	0%	35%	48%	11%	1%	4%	0%	70%
4216	Receptionists	31,210	High Risk	237,200	£20,465	£13,235	0%	79%	10%	0%	0%	11%	0%	90%
4161	Office managers	31,142	Medium Risk	167,900	£33,643	£30,203	0%	33%	12%	7%	2%	43%	2%	87%
2433	Quantity surveyors	30,955	Medium Risk	45,300	£50,306	£42,735	0%	2%	1%	15%	7%	74%	1%	59%
5249	Electrical and electronic trades n.e.c.	30,225	Medium Risk	79,300	£32,007	£32,809	0%	29%	30%	24%	4%	11%	1%	75%
6121	Nursery nurses and assistants	30,160	Low Risk	214,400	£23,860	£12,853	0%	53%	40%	2%	1%	4%	0%	60%
9241	Security guards and related occupations	30,065	Medium Risk	189,300	£23,665	£21,383	0%	36%	12%	3%	2%	48%	0%	94%
3541	Buyers and procurement officers	29,505	Medium Risk	56,000	£37,381	£32,893	0%	12%	6%	8%	4%	69%	1%	81%
1251	Property, housing and estate managers	29,481	Medium Risk	174,900	£37,113	£37,334	0%	18%	13%	15%	4%	44%	6%	86%
7130	Sales Supervisors	28,883	Low Risk	194,000	£28,814	£20,605	0%	34%	18%	3%	1%	40%	3%	91%
2123	Electrical engineers	28,527	Low Risk	49,600	£42,488	£47,826	0%	12%	14%	25%	8%	41%	1%	51%
1133	Purchasing managers and directors	26,620	Low Risk	64,400	£51,452	£53,217	0%	7%	4%	4%	2%	79%	3%	75%
3531	Estimators, valuers and assessors	25,977	High Risk	62,700	£40,222	£32,101	0%	15%	15%	22%	5%	40%	2%	82%
2112	Biological scientists and biochemists	25,710	Low Risk	84,700	£41,182	£38,465	0%	2%	1%	1%	1%	58%	37%	46%
7220	Customer service managers and supervisors	25,282	Medium Risk	164,100	£39,470	£28,335	0%	19%	12%	13%	1%	48%	7%	86%
3567	Health and safety officers	24,851	Low Risk	61,300	£41,426	£35,289	0%	10%	6%	8%	2%	66%	8%	79%



5314	Plumbers and heating and ventilating engineers	24,256	Low Risk	186,600	£38,429	£30,341	1%	56%	20%	18%	1%	5%	0%	72%
4134	Transport and distribution clerks and assistants	23,836	Low Risk	68,600	£32,675	£24,997	0%	20%	6%	4%	1%	65%	3%	80%
3219	Health associate professionals n.e.c.	23,823	Low Risk	67,200	£32,003	£21,872	2%	36%	16%	3%	5%	34%	4%	80%
9219	Elementary administration occupations n.e.c.	23,651	High Risk	34,200	£22,055	£13,085	0%	60%	12%	3%	1%	20%	5%	86%
3239	Welfare and housing associate professionals n.e.c.	23,260	Low Risk	136,700	£24,727	£19,405	1%	53%	24%	1%	1%	19%	1%	83%
4129	Financial administrative occupations n.e.c.	22,963	Medium Risk	163,900	£26,399	£19,694	0%	40%	10%	2%	3%	36%	8%	87%
3539	Business and related associate professionals n.e.c.	22,840	Medium Risk	162,200	£37,801	£29,808	0%	19%	6%	3%	1%	64%	5%	79%
1122	Production managers and directors in construction	22,776	Low Risk	206,300	£51,972	£50,031	0%	18%	7%	24%	8%	39%	3%	81%
3520	Legal associate professionals	22,434	Medium Risk	77,000	£29,195	£30,097	0%	11%	3%	1%	0%	82%	2%	84%
2317	Senior professionals of educational establishments	22,256	Low Risk	106,700	£42,199	£52,342	0%	24%	32%	2%	1%	37%	4%	74%
4215	Personal assistants and other secretaries	21,672	High Risk	185,000	£28,366	£20,466	0%	28%	11%	4%	2%	55%	0%	86%
2461	Quality control and planning engineers	21,384	Low Risk	38,000	£49,889	£37,796	0%	5%	6%	19%	7%	63%	1%	67%
2436	Construction project managers and related professionals	21,280	Low Risk	87,900	£57,437	£41,183	0%	7%	6%	17%	6%	61%	2%	68%
1135	Human resource managers and directors	20,505	Low Risk	192,400	£49,729	£52,114	0%	7%	4%	3%	1%	81%	4%	85%
8125	Metal working machine operatives	19,401	Medium Risk	66,300	£30,089	£22,957	0%	43%	22%	8%	2%	23%	1%	92%
2222	Occupational therapists	19,265	Low Risk	50,400	£40,218	£27,706	0%	8%	1%	0%	0%	89%	2%	78%
5223	Metal working production and maintenance fitters	18,637	Medium Risk	228,200	£33,480	£31,348	0%	38%	22%	16%	3%	19%	2%	75%
4214	Company secretaries	18,578	High Risk	32,500	£25,499	£18,055	0%	45%	22%	3%	1%	28%	2%	83%
2221	Physiotherapists	18,558	Low Risk	52,600	£39,940	£27,548	0%	6%	2%	0%	0%	89%	3%	82%
3544	Estate agents and auctioneers	18,251	High Risk	49,000	£36,851	£22,670	0%	23%	22%	5%	1%	46%	3%	91%
3115	Quality assurance technicians	18,231	High Risk	29,000	£30,900	£26,985	0%	19%	13%	7%	4%	54%	2%	79%
6232	Caretakers	18,139	Low Risk	72,700	£21,679	£16,843	0%	42%	26%	9%	0%	21%	1%	94%
2213	Pharmacists	17,631	Low Risk	60,300	£47,570	£39,462	0%	21%	1%	0%	0%	57%	20%	78%
2429	Business, research and administrative professionals n.e.c.	17,594	Low Risk	55,400	£45,076	£39,469	0%	5%	5%	1%	1%	80%	8%	75%
3218	Medical and dental technicians	17,533	Low Risk	35,700	£35,538	£25,965	0%	34%	27%	9%	2%	25%	4%	77%
2219	Health professionals n.e.c.	17,385	Low Risk	71,900	£41,975	£29,912	1%	10%	5%	2%	1%	74%	8%	84%
6126	Educational support assistants	17,332	Medium Risk	165,500	£19,419	£12,099	0%	60%	14%	1%	0%	21%	3%	77%
4121	Credit controllers	17,288	High Risk	38,900	£24,618	£21,646	0%	63%	15%	1%	1%	18%	2%	94%
2212	Psychologists	17,271	Low Risk	32,400	£47,734	£36,572	0%	5%	2%	0%	0%	34%	58%	76%
2316	Special needs education teaching professionals	17,208	Low Risk	84,100	£31,588	£29,338	0%	41%	14%	3%	0%	39%	3%	82%
2126	Design and development engineers	17,203	Low Risk	69,800	£44,905	£41,193	0%	3%	4%	17%	7%	66%	2%	65%
3122	Draughtspersons	17,104	Medium Risk	40,800	£39,804	£30,485	0%	9%	8%	35%	7%	40%	1%	74%
8129	Plant and machine operatives n.e.c.	16,962	Medium Risk	27,400	£26,998	£25,591	1%	58%	18%	5%	0%	17%	1%	88%
3563	Vocational and industrial trainers and instructors	16,932	Low Risk	150,000	£34,093	£28,272	0%	29%	9%	4%	1%	51%	5%	77%
5315	Carpenters and joiners	16,818	Medium Risk	238,300	£34,453	£26,017	1%	82%	11%	4%	0%	3%	0%	81%
3116	Planning, process and production technicians	16,265	High Risk	22,200	£38,891	£32,291	0%	16%	12%	18%	3%	46%	6%	76%
2434	Chartered surveyors	15,102	Low Risk	51,700	£43,530	£38,380	0%	12%	5%	26%	7%	49%	1%	83%

5221	Metal machining setters and setter-operators	14,901	Medium Risk	49,500	£28,041	£27,692	0%	36%	29%	7%	3%	23%	2%	92%
4133	Stock control clerks and assistants	14,780	Medium Risk	92,000	£26,116	£21,178	0%	32%	19%	5%	1%	39%	2%	89%
1242	Residential, day and domiciliary care managers and proprietors	14,622	Medium Risk	52,200	£43,001	£31,498	0%	18%	14%	31%	0%	6%	31%	75%
3443	Fitness instructors	14,534	Low Risk	70,700	£30,898	£8,917	0%	49%	33%	1%	0%	15%	2%	93%
5215	Welding trades	14,480	High Risk	63,100	£27,193	£26,319	0%	62%	21%	1%	0%	15%	1%	91%
1190	Managers and directors in retail and wholesale	14,390	Low Risk	323,700	£28,398	£31,322	0%	32%	8%	2%	1%	52%	5%	95%
6231	Housekeepers and related occupations	14,167	Medium Risk	43,200	£22,363	£13,824	1%	81%	5%	1%	1%	9%	2%	93%
3412	Authors, writers and translators	13,993	Low Risk	87,100	£36,301	£28,802	0%	6%	18%	4%	1%	68%	3%	77%
1136	Information technology and telecommunications directors	13,804	Low Risk	99,500	£60,549	£74,489	0%	5%	3%	2%	1%	85%	5%	83%
1162	Managers and directors in storage and warehousing	13,795	Medium Risk	107,600	£40,009	£32,043	0%	12%	9%	4%	5%	66%	4%	90%
3442	Sports coaches, instructors and officials	13,633	Low Risk	102,400	£29,043	£12,384	0%	36%	20%	2%	1%	39%	2%	79%
1139	Functional managers and directors n.e.c.	13,386	Low Risk	122,000	£51,339	£60,762	0%	10%	6%	3%	1%	74%	6%	81%
2217	Medical radiographers	13,346	Low Risk	31,500	£44,053	£32,234	0%	5%	3%	0%	2%	82%	7%	69%
2426	Business and related research professionals	13,288	Low Risk	48,300	£40,796	£33,114	0%	1%	1%	0%	0%	45%	53%	45%
3535	Taxation experts	13,287	High Risk	32,200	£50,506	£50,038	0%	15%	6%	0%	0%	75%	4%	92%
4162	Office supervisors	12,969	Low Risk	36,600	£35,586	£24,544	0%	17%	11%	5%	1%	63%	3%	84%
5319	Construction and building trades n.e.c.	12,933	Medium Risk	242,200	£33,578	£26,121	0%	52%	13%	9%	1%	22%	2%	90%
5449	Other skilled trades n.e.c.	12,829	Medium Risk	42,100	£30,417	£24,819	0%	26%	14%	3%	2%	50%	5%	74%
4131	Records clerks and assistants	12,516	Medium Risk	111,700	£31,264	£19,709	0%	25%	10%	4%	1%	57%	3%	83%
8222	Fork-lift truck drivers	12,370	High Risk	78,900	£23,339	£22,747	1%	52%	11%	10%	0%	26%	1%	98%
1115	Chief executives and senior officials	12,124	Low Risk	91,200	£52,991	£122,047	0%	9%	4%	3%	2%	67%	13%	76%
2127	Production and process engineers	11,928	Low Risk	47,200	£39,134	£40,933	0%	10%	7%	17%	5%	59%	2%	57%
9273	Waiters and waitresses	11,729	Medium Risk	269,100	£20,749	£7,965	0%	78%	6%	2%	2%	12%	0%	96%
2216	Veterinarians	11,633	Low Risk	23,000	£49,625	£35,298	0%	2%	0%	0%	0%	89%	8%	94%
2472	Public relations professionals	11,491	Low Risk	55,600	£33,915	£34,826	1%	11%	5%	1%	1%	76%	5%	77%
2431	Architects	11,414	Low Risk	58,700	£46,640	£43,853	0%	9%	8%	3%	1%	73%	6%	81%
1134	Advertising and public relations directors	11,334	Low Risk	39,800	£42,145	£58,689	0%	7%	3%	1%	0%	84%	5%	79%
3538	Financial accounts managers	11,071	Low Risk	178,900	£48,181	£42,371	0%	18%	5%	2%	1%	64%	9%	82%
3421	Graphic designers	10,945	Low Risk	94,600	£35,044	£25,828	0%	5%	3%	7%	7%	77%	2%	77%
2425	Actuaries, economists and statisticians	10,702	Low Risk	50,700	£55,651	N/A	0%	7%	5%	0%	1%	59%	28%	66%
6146	Senior care workers	10,692	Low Risk	83,800	£25,183	£17,390	0%	55%	35%	1%	0%	8%	1%	73%
6122	Childminders and related occupations	10,628	Low Risk	107,900	£33,142	£15,112	0%	33%	30%	2%	0%	35%	0%	93%
3413	Actors, entertainers and presenters	10,451	Low Risk	52,700	£39,107	N/A	0%	7%	5%	2%	2%	61%	23%	94%
4123	Bank and post office clerks	10,230	Medium Risk	98,800	£36,801	£20,538	0%	30%	12%	3%	0%	51%	4%	88%
3111	Laboratory technicians	10,193	Medium Risk	79,100	£27,285	£21,610	0%	24%	9%	6%	4%	55%	2%	56%
2124	Electronics engineers	10,176	Low Risk	33,900	£47,333	£44,833	0%	2%	4%	11%	6%	74%	3%	58%
2471	Journalists, newspaper and periodical editors	10,083	Low Risk	76,900	£42,076	£37,419	0%	5%	1%	1%	1%	76%	16%	67%
2111	Chemical scientists	10,000	Low Risk	27,300	£35,060	£38,382	0%	7%	2%	4%	2%	69%	16%	29%
5436	Catering and bar managers	9,343	Medium Risk	63,900	£25,997	£20,047	0%	54%	22%	4%	2%	17%	1%	90%
9134	Packers, bottlers, canners and fillers	9,243	Medium Risk	132,200	£22,364	£17,871	0%	28%	9%	6%	4%	53%	1%	96%

6143	Dental nurses	9,227	Medium Risk	49,600	£22,895	£14,960	0%	87%	9%	0%	0%	3%	0%	76%
2419	Legal professionals n.e.c.	9,186	Low Risk	56,600	£56,333	£82,122	0%	16%	2%	1%	0%	74%	7%	94%
3217	Pharmaceutical technicians	9,098	High Risk	34,300	£27,994	£20,140	0%	65%	32%	1%	0%	1%	1%	52%
4132	Pensions and insurance clerks and assistants	8,839	High Risk	76,400	£27,165	£21,132	0%	49%	11%	1%	1%	30%	8%	83%
3235	Counsellors	8,632	Low Risk	19,700	£38,106	£17,245	0%	13%	4%	0%	1%	64%	17%	77%
3546	Conference and exhibition managers and organisers	8,494	Low Risk	77,800	£29,036	£26,227	0%	22%	8%	4%	1%	63%	2%	85%
3416	Arts officers, producers and directors	8,462	Low Risk	91,300	£42,476	£37,511	0%	16%	7%	1%	1%	69%	6%	85%
5242	Telecommunications engineers	8,419	Medium Risk	67,600	£35,647	£34,336	0%	32%	18%	9%	3%	35%	3%	82%
4212	Legal secretaries	8,317	Medium Risk	40,500	£23,661	£19,437	0%	60%	6%	1%	1%	31%	1%	95%
2223	Speech and language therapists	8,195	Low Risk	17,500	£40,215	£24,489	0%	6%	3%	1%	0%	88%	2%	80%
2312	Further education teaching professionals	8,165	Low Risk	113,400	£26,357	£29,466	0%	35%	17%	0%	0%	44%	4%	49%
7113	Telephone salespersons	8,060	High Risk	31,600	£24,063	£19,516	0%	60%	7%	0%	0%	33%	0%	96%
5323	Painters and decorators	8,013	Medium Risk	118,400	£31,009	£23,678	1%	84%	9%	1%	0%	4%	0%	87%
8149	Construction operatives n.e.c.	7,904	Medium Risk	108,900	£32,629	£21,990	0%	44%	13%	20%	1%	21%	0%	94%
7125	Merchandisers and window dressers	7,862	Low Risk	28,900	£24,814	£17,787	0%	15%	5%	36%	1%	41%	2%	87%
6211	Sports and leisure assistants	7,721	Medium Risk	64,300	£22,509	£11,870	2%	48%	19%	1%	5%	23%	1%	90%
2229	Therapy professionals n.e.c.	7,619	Low Risk	59,800	£36,551	£29,022	0%	23%	9%	2%	1%	56%	9%	74%
9139	Elementary process plant occupations n.e.c.	7,599	Medium Risk	98,400	£24,877	£20,614	1%	48%	17%	4%	0%	28%	2%	95%
3533	Insurance underwriters	7,536	High Risk	34,800	£38,380	£40,024	0%	24%	13%	4%	1%	55%	3%	83%
1161	Managers and directors in transport and distribution	7,517	Medium Risk	73,800	£43,173	£43,095	0%	12%	10%	4%	2%	67%	5%	86%
2214	Ophthalmic opticians	7,437	Low Risk	19,400	£44,129	£31,730	0%	28%	3%	0%	0%	64%	4%	96%
1223	Restaurant and catering establishment managers and proprietors	7,367	Low Risk	131,400	£31,315	£23,766	4%	35%	16%	4%	3%	36%	2%	90%
5113	Gardeners and landscape gardeners	7,211	Medium Risk	160,000	£24,586	£18,509	5%	71%	7%	3%	2%	12%	0%	90%
8239	Other drivers and transport operatives n.e.c.	7,045	Medium Risk	22,600	£25,614	£24,429	2%	37%	16%	8%	0%	37%	0%	95%
3312	Police officers (sergeant and below)	6,918	Low Risk	154,900	£30,628	£40,475	1%	22%	9%	5%	2%	54%	6%	86%
5435	Cooks	6,901	Medium Risk	70,000	£22,039	£11,874	12%	69%	13%	1%	1%	4%	0%	82%
2215	Dental practitioners	6,880	Low Risk	35,100	£67,721	£46,734	0%	2%	2%	0%	0%	90%	5%	96%
4151	Sales administrators	6,848	High Risk	76,200	£21,513	£19,526	0%	49%	4%	1%	1%	45%	0%	90%
9274	Bar staff	6,821	Medium Risk	195,300	£19,853	£7,655	0%	89%	4%	0%	0%	7%	0%	95%
3234	Housing officers	6,693	Low Risk	52,400	£28,705	£24,398	0%	54%	17%	5%	2%	22%	0%	86%
4211	Medical secretaries	6,477	Medium Risk	70,300	£24,756	£16,982	0%	62%	13%	5%	1%	16%	1%	85%
3565	Inspectors of standards and regulations	6,472	Medium Risk	41,200	£41,463	£29,278	2%	13%	6%	6%	1%	68%	4%	68%
6221	Hairdressers and barbers	6,204	Low Risk	169,200	£25,182	£11,345	1%	93%	4%	0%	0%	1%	0%	55%
3411	Artists	6,088	Low Risk	59,800	£33,947	£26,716	0%	34%	6%	5%	3%	51%	1%	83%
3213	Paramedics	5,834	Low Risk	26,600	£47,216	£34,526	2%	6%	14%	3%	9%	43%	23%	87%
4138	Human resources administrative occupations	5,478	High Risk	29,500	£28,009	£20,073	0%	48%	12%	2%	1%	35%	2%	86%
6240	Cleaning and housekeeping managers and supervisors	5,429	High Risk	74,000	£31,253	£15,388	0%	29%	13%	30%	2%	25%	1%	76%
3231	Youth and community workers	5,332	Low Risk	75,800	£25,649	£21,083	0%	42%	28%	3%	1%	26%	2%	81%
1184	Social services managers and directors	5,218	Low Risk	28,900	£34,097	£40,185	0%	32%	13%	5%	1%	34%	15%	85%
3112	Electrical and electronics technicians	5,202	Medium Risk	36,200	£33,505	£31,761	0%	32%	35%	19%	4%	9%	0%	60%

2142	Environment professional	5,174	Low Risk	45,000	£44,869	£34,713	0%	6%	1%	3%	1%	81%	7%	66%
3319	Protective service associate professionals n.e.c.	5,039	Low Risk	56,000	£43,710	£31,511	0%	12%	7%	5%	1%	73%	3%	84%
2435	Chartered architectural technologists	5,030	Low Risk	3,000	£38,390	£35,190	0%	5%	3%	27%	6%	58%	1%	70%
3422	Product, clothing and related designers	5,016	Low Risk	82,600	£41,618	£30,497	0%	16%	1%	2%	1%	75%	5%	86%
5321	Plasterers	5,001	Medium Risk	54,000	£34,475	£24,683	0%	60%	13%	4%	1%	17%	5%	84%
8229	Mobile machine drivers and operatives n.e.c.	4,965	High Risk	56,400	£34,022	£28,405	0%	80%	1%	3%	0%	16%	0%	98%
5232	Vehicle body builders and repairers	4,862	High Risk	27,200	£29,624	£26,389	2%	51%	41%	1%	0%	3%	1%	58%
2133	IT specialist managers	4,758	Low Risk	190,600	£51,490	£51,686	1%	21%	4%	3%	2%	66%	2%	81%
7213	Telephonists	4,615	High Risk	12,700	£22,435	£15,315	22%	65%	3%	1%	0%	8%	0%	92%
7211	Call and contact centre occupations	4,585	Medium Risk	112,300	£22,831	£16,549	0%	67%	6%	0%	0%	26%	0%	92%
6131	Veterinary nurses	4,494	Low Risk	19,200	£24,133	£17,199	1%	21%	3%	1%	2%	70%	2%	93%
2114	Social and humanities scientists	4,468	Low Risk	26,000	£44,224	N/A	0%	8%	4%	3%	1%	77%	9%	70%
7122	Debt, rent and other cash collectors	4,346	High Risk	22,500	£22,647	£18,384	1%	50%	14%	2%	1%	32%	1%	93%
5330	Construction and building trades supervisors	4,333	Low Risk	57,200	£38,462	£35,411	1%	29%	26%	16%	4%	24%	1%	87%
6222	Beauticians and related occupations	4,311	Medium Risk	98,700	£25,900	£12,658	0%	43%	49%	2%	2%	3%	1%	56%
3564	Careers advisers and vocational guidance specialists	4,243	Low Risk	24,400	£25,275	£23,735	0%	26%	8%	1%	0%	63%	1%	60%
9211	Postal workers, mail sorters, messengers and couriers	4,212	Medium Risk	154,700	£26,984	£22,917	0%	74%	6%	7%	0%	10%	3%	94%
2150	Research and development managers	4,197	Low Risk	51,800	£47,770	£50,440	0%	1%	2%	2%	1%	74%	20%	63%
8215	Driving instructors	4,056	Low Risk	35,700	£29,826	£33,902	0%	1%	98%	0%	0%	1%	0%	77%
1241	Health care practice managers	3,974	Low Risk	22,800	£40,328	£30,882	0%	16%	8%	13%	1%	48%	14%	86%
3417	Photographers, audiovisual and broadcasting equipment operators	3,966	Medium Risk	78,900	£32,593	£26,843	0%	22%	13%	3%	3%	53%	5%	88%
3216	Dispensing opticians	3,859	Medium Risk	10,400	£22,115	£23,543	0%	97%	1%	0%	0%	1%	0%	83%
3314	Prison service officers (below principal officer)	3,843	Medium Risk	38,700	£29,438	£26,850	0%	33%	15%	3%	1%	41%	6%	88%
2119	Natural and social science professionals n.e.c.	3,837	Medium Risk	55,200	£40,529	£39,672	0%	2%	1%	1%	1%	63%	32%	39%
8132	Assemblers (vehicles and metal goods)	3,780	Medium Risk	52,800	£23,433	£33,617	0%	50%	15%	8%	1%	24%	2%	94%
4112	National government administrative occupations	3,767	Medium Risk	150,000	£34,236	£23,096	0%	26%	14%	4%	2%	48%	5%	84%
2113	Physical scientists	3,726	Low Risk	22,400	£37,036	£45,203	0%	4%	3%	1%	1%	73%	19%	46%
9279	Other elementary services occupations n.e.c.	3,706	Medium Risk	33,800	£20,954	£8,618	1%	61%	10%	8%	0%	21%	0%	96%
3532	Brokers	3,660	Low Risk	54,100	£48,712	N/A	0%	7%	4%	4%	1%	74%	10%	83%
5214	Metal plate workers, and riveters	3,634	Medium Risk	7,800	£32,177	£29,296	0%	29%	19%	8%	2%	40%	1%	88%
4217	Typists and related keyboard occupations	3,612	High Risk	37,400	£21,906	£18,115	0%	59%	13%	1%	2%	24%	1%	90%
5312	Bricklayers and masons	3,576	High Risk	79,400	£37,979	£23,596	1%	88%	2%	0%	1%	7%	1%	86%
6144	Houseparents and residential wardens	3,563	Low Risk	50,600	£27,854	£20,076	0%	38%	27%	5%	2%	25%	3%	85%
2232	Midwives	3,558	Low Risk	43,600	£39,857	£28,540	0%	2%	3%	0%	2%	58%	35%	88%
3114	Building and civil engineering technicians	3,534	Medium Risk	15,100	£38,959	£30,964	0%	7%	9%	45%	18%	20%	1%	62%
6139	Animal care services occupations n.e.c.	3,441	Medium Risk	81,300	£26,280	£14,406	0%	50%	21%	3%	6%	17%	2%	80%
9119	Fishing and other elementary agriculture occupations n.e.c.	3,348	Medium Risk	23,600	£23,511	£17,866	3%	54%	3%	17%	1%	18%	5%	91%

5245	IT engineers	3,299	Low Risk	34,600	£49,375	£30,606	0%	4%	1%	5%	8%	75%	7%	62%
5216	Pipe fitters	3,184	Medium Risk	10,600	£32,013	£30,758	0%	60%	21%	5%	2%	12%	0%	79%
1221	Hotel and accommodation managers and proprietors	3,175	Low Risk	52,100	£31,509	£29,022	1%	22%	10%	4%	2%	63%	0%	92%
8114	Chemical and related process operatives	3,139	Medium Risk	34,600	£36,675	£31,401	2%	35%	27%	2%	1%	31%	2%	72%
2318	Education advisers and school inspectors	3,105	Low Risk	35,800	£28,158	£32,986	0%	24%	14%	1%	1%	57%	2%	74%
9235	Refuse and salvage occupations	3,102	Medium Risk	38,500	£24,902	£20,010	7%	39%	18%	7%	4%	24%	0%	94%
7115	Vehicle and parts salespersons and advisers	3,072	High Risk	37,600	£25,929	£26,707	1%	67%	3%	21%	1%	7%	1%	89%
9259	Elementary sales occupations n.e.c.	2,987	Medium Risk	30,000	£22,697	£13,647	0%	43%	17%	9%	0%	31%	0%	98%
3561	Public services associate professionals	2,903	Low Risk	92,600	£32,439	£29,328	0%	33%	10%	4%	3%	43%	6%	84%
8213	Bus and coach drivers	2,889	Medium Risk	121,400	£25,979	£24,019	0%	11%	83%	2%	1%	3%	0%	89%
6212	Travel agents	2,878	Low Risk	37,700	£30,922	£18,134	0%	40%	6%	3%	6%	45%	0%	91%
5419	Textiles, garments and related trades n.e.c.	2,787	Medium Risk	13,600	£31,653	£23,588	0%	61%	7%	2%	1%	26%	3%	87%
7112	Retail cashiers and check-out operators	2,724	High Risk	188,500	£25,618	£10,153	1%	64%	8%	2%	0%	19%	6%	89%
3233	Child and early years officers	2,643	Low Risk	41,900	£56,883	£20,359	0%	12%	9%	0%	0%	78%	1%	74%
5313	Roofers, roof tilers and slaters	2,635	High Risk	43,100	£34,090	£24,138	1%	74%	8%	14%	0%	3%	0%	83%
8133	Routine inspectors and testers	2,620	High Risk	70,400	£32,582	£24,740	0%	15%	7%	20%	8%	47%	2%	83%
8113	Textile process operatives	2,571	High Risk	10,200	£44,682	N/A	0%	25%	7%	1%	2%	50%	14%	83%
5431	Butchers	2,455	High Risk	40,700	£24,069	£19,376	2%	83%	6%	0%	1%	7%	3%	92%
8131	Assemblers (electrical and electronic products)	2,441	Medium Risk	28,100	£25,827	£21,729	1%	35%	25%	14%	1%	23%	1%	90%
8139	Assemblers and routine operatives n.e.c.	2,388	High Risk	54,500	£28,714	£22,139	0%	43%	13%	11%	2%	26%	3%	88%
5422	Printers	2,359	Medium Risk	32,600	£29,616	£25,634	1%	47%	7%	3%	2%	39%	1%	85%
4113	Local government administrative occupations	2,292	Low Risk	145,400	£30,798	£22,016	1%	32%	31%	0%	1%	35%	1%	86%
7214	Communication operators	2,232	Medium Risk	36,600	£27,141	£25,984	0%	43%	20%	6%	1%	29%	1%	86%
5213	Sheet metal workers	2,190	Medium Risk	12,100	£31,531	£28,128	0%	63%	24%	2%	0%	10%	1%	89%
3313	Fire service officers (watch manager and below)	2,156	Low Risk	39,200	£39,491	£29,173	0%	17%	5%	9%	3%	65%	1%	74%
5316	Glaziers, window fabricators and fitters	2,153	Medium Risk	36,900	£30,169	£21,296	1%	81%	6%	8%	0%	4%	0%	89%
9111	Farm workers	2,120	High Risk	53,900	£21,448	£19,274	1%	87%	4%	1%	0%	7%	1%	92%
5250	Skilled metal, electrical and electronic trades supervisors	2,088	Low Risk	32,700	£34,670	£36,717	0%	30%	36%	8%	1%	25%	0%	82%
2443	Probation officers	2,026	Low Risk	10,400	£33,190	£25,802	0%	20%	9%	0%	10%	44%	16%	79%
5212	Moulders, core makers and die casters	1,992	High Risk	0	£30,177	N/A	1%	46%	14%	7%	1%	26%	4%	87%
2141	Conservation professionals	1,981	Low Risk	17,900	£33,453	£31,820	0%	6%	1%	3%	1%	84%	5%	63%
8121	Paper and wood machine operatives	1,961	High Risk	25,900	£33,000	£20,370	0%	38%	4%	1%	0%	54%	4%	89%
3415	Musicians	1,926	Low Risk	56,000	£36,005	£20,504	1%	16%	10%	3%	3%	46%	21%	86%
1225	Leisure and sports managers	1,908	Low Risk	62,600	£40,242	£32,173	0%	29%	40%	1%	0%	28%	2%	86%
8111	Food, drink and tobacco process operatives	1,871	Medium Risk	148,200	£25,245	£19,370	1%	34%	6%	4%	0%	50%	5%	91%
8141	Scaffolders, staggers and riggers	1,815	High Risk	29,600	£33,259	£33,851	0%	43%	28%	5%	0%	23%	0%	93%
5421	Pre-press technicians	1,810	High Risk	2,700	£31,357	£23,170	0%	39%	8%	4%	1%	41%	7%	81%
2218	Podiatrists	1,796	Low Risk	17,400	£37,057	£27,010	0%	10%	2%	0%	0%	86%	2%	77%
2432	Town planning officers	1,787	Low Risk	25,200	£54,811	£38,390	0%	4%	4%	27%	2%	61%	3%	75%
4135	Library clerks and assistants	1,786	High Risk	26,400	£22,825	£12,585	1%	46%	9%	4%	3%	37%	1%	70%

1173	Senior officers in fire, ambulance, prison and related services	1,731	Low Risk	11,300	£47,077	£50,360	0%	20%	11%	3%	2%	59%	5%	85%
1123	Production managers and directors in mining and energy	1,674	Low Risk	13,500	£48,923	£57,163	0%	5%	7%	6%	1%	73%	6%	68%
5222	Tool makers, tool fitters and markers-out	1,647	High Risk	12,400	£31,166	£28,797	1%	38%	22%	27%	1%	8%	3%	87%
8134	Weighers, graders and sorters	1,616	Medium Risk	18,100	£29,692	£18,741	0%	28%	14%	7%	5%	45%	1%	89%
5322	Floorers and wall tilers	1,606	Medium Risk	33,300	£31,647	£26,831	0%	67%	6%	3%	0%	23%	2%	89%
1116	Elected officers and representatives	1,601	Low Risk	9,800	£31,342	£17,260	0%	1%	19%	29%	3%	43%	6%	90%
5225	Air-conditioning and refrigeration engineers	1,552	Medium Risk	16,600	£34,043	£33,721	1%	82%	4%	11%	1%	1%	0%	56%
9236	Vehicle valeters and cleaners	1,548	Low Risk	28,300	£21,172	£14,476	N/A	N/A	N/A	N/A	N/A	N/A	N/A	0%
2451	Librarians	1,531	Medium Risk	24,900	£30,286	£24,796	0%	27%	18%	3%	1%	48%	3%	75%
6148	Undertakers, mortuary and crematorium assistants	1,507	Low Risk	25,400	£22,777	£18,096	0%	60%	22%	1%	0%	17%	0%	94%
9234	Laundresses, dry cleaners and pressers	1,485	Medium Risk	24,100	£20,144	£12,584	4%	75%	4%	0%	2%	15%	0%	96%
2444	Clergy	1,446	Low Risk	49,100	£27,779	£22,584	0%	23%	24%	1%	0%	47%	6%	83%
9112	Forestry workers	1,445	Medium Risk	6,200	£35,434	£21,273	0%	31%	8%	4%	7%	49%	0%	86%
3513	Ship and hovercraft officers	1,438	Low Risk	9,300	£30,648	£39,396	0%	42%	7%	5%	3%	37%	6%	79%
8142	Road construction operatives	1,434	High Risk	23,100	£25,797	£28,287	0%	89%	1%	0%	3%	5%	1%	95%
9275	Leisure and theme park attendants	1,414	Medium Risk	29,400	£22,669	N/A	1%	51%	27%	6%	0%	15%	0%	93%
7114	Pharmacy and other dispensing assistants	1,411	Medium Risk	84,100	£20,717	£12,422	1%	97%	1%	0%	0%	1%	1%	46%
6142	Ambulance staff (excluding paramedics)	1,379	Low Risk	23,500	£31,862	£21,593	0%	33%	22%	16%	1%	27%	1%	81%
6219	Leisure and travel service occupations n.e.c.	1,351	Low Risk	23,700	£26,319	N/A	1%	25%	11%	1%	1%	59%	1%	90%
8117	Metal making and treating process operatives	1,351	Medium Risk	9,200	£40,251	£25,567	0%	17%	9%	3%	0%	64%	6%	83%
1171	Officers in armed forces	1,351	N/A	28,700	£37,192	N/A	0%	15%	9%	2%	1%	64%	9%	85%
8221	Crane drivers	1,348	High Risk	13,800	£35,725	£39,794	0%	41%	35%	0%	2%	18%	4%	96%
5432	Bakers and flour confectioners	1,323	High Risk	28,100	£27,117	£18,966	4%	77%	0%	0%	3%	12%	4%	94%
6132	Pest control officers	1,301	Low Risk	6,900	£32,313	£22,618	0%	28%	5%	13%	6%	46%	2%	74%
7121	Collector salespersons and credit agents	1,280	High Risk	12,300	£28,667	£16,800	0%	22%	27%	27%	0%	22%	2%	96%
2452	Archivists and curators	1,273	Low Risk	14,900	£34,077	£22,893	0%	10%	2%	1%	2%	74%	11%	76%
7123	Road transport salespersons and van salespersons	1,223	High Risk	26,100	£36,630	£19,987	2%	27%	9%	1%	1%	58%	2%	91%
2473	Advertising accounts managers and creative directors	1,213	Low Risk	38,400	£43,239	£38,312	0%	6%	0%	0%	0%	92%	2%	81%
9271	Hospital porters	1,190	Low Risk	17,700	£23,207	£17,758	0%	78%	8%	3%	0%	11%	0%	89%
3311	NCOs and other ranks	1,188	N/A	49,400	£41,522	N/A	0%	47%	2%	0%	1%	43%	6%	75%
8126	Water and sewerage plant operatives	1,182	Medium Risk	11,200	£25,766	£28,970	1%	42%	4%	14%	0%	38%	0%	80%
8124	Energy plant operatives	1,174	Medium Risk	5,000	£35,989	£32,397	0%	24%	21%	14%	1%	39%	1%	82%
5412	Upholsterers	1,165	Low Risk	15,000	£28,636	£20,158	0%	55%	6%	0%	0%	38%	0%	94%
9239	Elementary cleaning occupations n.e.c.	1,159	Medium Risk	6,000	£29,597	£17,302	1%	31%	10%	13%	0%	45%	0%	86%
6123	Playworkers	1,154	Low Risk	30,700	£20,942	£6,695	0%	59%	24%	2%	0%	13%	3%	73%
3537	Financial and accounting technicians	1,118	High Risk	18,600	£36,358	£40,757	1%	35%	11%	5%	0%	42%	6%	89%
5414	Tailors and dressmakers	1,060	Low Risk	12,800	£25,889	£13,882	0%	54%	8%	7%	1%	30%	1%	90%
8214	Taxi and cab drivers and chauffeurs	1,059	High Risk	230,400	£31,398	£19,554	0%	9%	12%	33%	0%	45%	0%	97%
5224	Precision instrument makers and repairers	1,039	Medium Risk	27,400	£32,587	£28,043	0%	17%	7%	22%	7%	41%	6%	58%

9244	School midday and crossing patrol occupations	1,025	Low Risk	90,600	£19,981	£3,305	0%	35%	65%	0%	0%	0%	0%	98%
3511	Air traffic controllers	961	Low Risk	6,200	£32,421	£84,485	0%	48%	7%	4%	1%	38%	2%	82%
8123	Quarry workers and related operatives	958	Medium Risk	11,200	£32,300	N/A	0%	48%	15%	2%	0%	33%	2%	91%
8137	Sewing machinists	958	High Risk	34,600	£33,366	£15,301	0%	54%	16%	5%	0%	21%	4%	86%
8116	Plastics process operatives	926	High Risk	17,800	£23,605	£25,434	0%	34%	13%	3%	0%	50%	0%	96%
8135	Tyre, exhaust and windscreen fitters	908	Medium Risk	16,300	£22,731	£19,409	0%	63%	6%	14%	0%	16%	0%	95%
5442	Furniture makers and other craft woodworkers	877	High Risk	34,900	£27,507	£22,851	1%	72%	10%	3%	0%	11%	4%	88%
5311	Steel erectors	845	Medium Risk	8,800	£32,812	£26,132	0%	67%	20%	5%	0%	9%	0%	90%
3414	Dancers and choreographers	811	Low Risk	18,600	£33,097	N/A	0%	43%	9%	2%	0%	43%	2%	84%
1254	Shopkeepers and proprietors in wholesale and retail	809	Low Risk	139,400	£24,879	N/A	0%	31%	7%	2%	2%	56%	2%	93%
5244	TV, video and audio engineers	809	Medium Risk	9,300	£32,569	£32,334	0%	40%	20%	18%	1%	21%	0%	88%
8223	Agricultural machinery drivers	798	High Risk	14,000	£28,002	£24,169	0%	35%	26%	6%	3%	29%	0%	96%
5119	Agricultural and fishing trades n.e.c.	785	Low Risk	26,700	£30,041	£21,076	0%	23%	15%	7%	10%	45%	1%	82%
5234	Vehicle paint technicians	782	Medium Risk	10,700	£29,842	£25,468	1%	46%	51%	0%	0%	1%	0%	71%
8234	Rail transport operatives	781	High Risk	13,700	£33,147	£37,914	5%	16%	12%	17%	10%	38%	2%	90%
5111	Farmers	771	Low Risk	132,900	£45,843	£25,003	0%	32%	4%	0%	8%	52%	5%	86%
4213	School secretaries	771	High Risk	73,300	£22,193	£16,341	0%	60%	16%	1%	0%	23%	0%	87%
9232	Street cleaners	735	Medium Risk	10,800	£22,604	£17,310	13%	78%	0%	0%	0%	9%	0%	97%
1224	Publicans and managers of licensed premises	706	Low Risk	35,900	£34,370	£28,028	0%	23%	0%	9%	9%	55%	5%	97%
9242	Parking and civil enforcement occupations	696	High Risk	14,100	£26,290	£17,086	4%	39%	41%	5%	0%	12%	0%	88%
8143	Rail construction and maintenance operatives	685	High Risk	8,900	£36,785	£27,200	3%	37%	5%	9%	1%	45%	0%	73%
4114	Officers of non-governmental organisations	678	Low Risk	41,800	£44,740	£21,336	0%	15%	11%	0%	0%	70%	5%	90%
5112	Horticultural trades	647	Low Risk	17,600	£30,836	N/A	0%	46%	13%	0%	0%	37%	4%	82%
1211	Managers and proprietors in agriculture and horticulture	619	Medium Risk	24,300	£36,528	£30,272	0%	23%	26%	21%	5%	21%	4%	80%
9249	Elementary security occupations n.e.c.	598	Low Risk	23,300	£31,422	£15,953	0%	70%	6%	3%	0%	21%	0%	88%
8232	Marine and waterways transport operatives	595	Medium Risk	5,300	£32,501	N/A	0%	29%	17%	8%	3%	43%	0%	88%
5413	Footwear and leather working trades	578	Medium Risk	4,400	£29,920	£21,321	0%	60%	18%	5%	0%	16%	1%	84%
5441	Glass and ceramics makers, decorators and finishers	566	High Risk	10,000	£26,847	£19,805	0%	25%	3%	3%	3%	66%	0%	94%
2449	Welfare professionals n.e.c.	562	Low Risk	26,300	£39,049	£27,741	0%	15%	14%	4%	16%	38%	12%	75%
9132	Industrial cleaning process occupations	549	Low Risk	27,500	£23,455	£14,612	0%	56%	11%	8%	0%	25%	0%	93%
3441	Sports players	512	Low Risk	14,200	£52,515	N/A	0%	25%	6%	0%	2%	61%	5%	82%
3512	Aircraft pilots and flight engineers	498	Low Risk	28,000	£31,967	£81,835	0%	11%	5%	0%	0%	80%	3%	83%
5114	Groundsmen and greenkeepers	485	Medium Risk	28,800	£26,616	£20,203	3%	87%	5%	0%	0%	5%	0%	70%
5423	Print finishing and binding workers	483	High Risk	13,500	£29,386	£20,467	0%	48%	9%	0%	0%	40%	3%	87%
1255	Waste disposal and environmental services managers	474	Low Risk	10,200	£32,117	£42,863	0%	21%	0%	5%	0%	64%	10%	83%
3536	Importers and exporters	468	Low Risk	6,600	£30,456	£26,605	0%	26%	0%	0%	0%	71%	3%	93%
2412	Barristers and judges	449	Low Risk	24,700	£42,407	N/A	0%	7%	4%	0%	0%	86%	3%	76%
8231	Train and tram drivers	434	High Risk	28,400	£40,412	£51,307	0%	45%	29%	8%	3%	16%	0%	91%

1150	Financial institution managers and directors	423	Low Risk	90,000	£51,716	£76,413	0%	20%	2%	0%	3%	72%	2%	79%
5443	Florists	412	Low Risk	13,500	£23,617	£11,838	0%	78%	14%	0%	0%	8%	0%	91%
5235	Aircraft maintenance and related trades	398	Medium Risk	21,600	£36,348	£37,552	2%	36%	36%	4%	0%	17%	5%	68%
5211	Smiths and forge workers	351	High Risk	3,600	£29,121	N/A	0%	31%	25%	0%	0%	19%	25%	95%
7215	Market research interviewers	346	High Risk	12,500	£25,396	£9,664	0%	0%	0%	0%	0%	94%	6%	95%
1252	Garage managers and proprietors	330	Low Risk	25,100	£42,086	£37,550	0%	17%	0%	0%	0%	42%	42%	96%
8127	Printing machine assistants	327	Medium Risk	11,100	£29,178	£21,876	0%	66%	6%	0%	0%	25%	3%	90%
9251	Shelf fillers	317	Medium Risk	103,600	£21,024	£11,858	7%	47%	27%	0%	7%	13%	0%	95%
5433	Fishmongers and poultry dressers	269	High Risk	10,100	£26,020	£15,877	0%	7%	73%	0%	20%	0%	0%	94%
8122	Coal mine operatives	205	Medium Risk	0	£38,334	N/A	0%	11%	5%	0%	0%	79%	5%	91%
1213	Managers and proprietors in forestry, fishing and related services	197	Low Risk	12,200	£31,646	£26,258	0%	18%	6%	15%	3%	52%	6%	83%
6215	Rail travel assistants	192	Medium Risk	20,100	£33,193	£33,524	0%	17%	0%	0%	33%	33%	17%	94%
1253	Hairdressing and beauty salon managers and proprietors	165	Low Risk	26,200	£28,013	£22,627	0%	40%	50%	0%	0%	10%	0%	88%
3550	Conservation and environmental associate professionals	164	Low Risk	8,100	£39,343	£25,149	0%	5%	7%	2%	0%	78%	7%	75%
8112	Glass and ceramics process operatives	162	High Risk	6,200	£27,092	£23,324	0%	47%	5%	0%	0%	42%	5%	88%
8233	Air transport operatives	144	Low Risk	13,600	£23,634	£26,635	7%	40%	40%	0%	0%	13%	0%	90%
3121	Architectural and town planning technicians	138	Medium Risk	29,900	£36,143	£29,916	0%	12%	0%	38%	0%	50%	0%	75%
5236	Boat and ship builders and repairers	137	Low Risk	13,500	£28,182	£28,108	0%	25%	56%	0%	0%	13%	6%	88%
8118	Electroplaters	137	High Risk	5,700	£34,287	£23,565	0%	9%	9%	0%	0%	73%	9%	92%
1172	Senior police officers	130	Low Risk	7,800	£31,469	£60,599	0%	40%	0%	0%	0%	53%	7%	88%
7124	Market and street traders and assistants	126	High Risk	20,300	£46,396	N/A	N/A	N/A	N/A	N/A	N/A	N/A	N/A	1%
6214	Air travel assistants	109	Low Risk	49,000	£33,299	£22,890	N/A	N/A	N/A	N/A	N/A	N/A	N/A	1%
2463	Environmental health professionals	95	Low Risk	7,900	£39,823	£34,012	0%	28%	8%	0%	0%	44%	20%	74%
3315	Police community support officers	92	Low Risk	16,100	£22,611	£26,458	0%	62%	4%	12%	0%	23%	0%	72%
8119	Process operatives n.e.c.	85	High Risk	13,000	£26,563	£24,990	0%	44%	0%	0%	0%	56%	0%	81%
5237	Rail and rolling stock builders and repairers	74	High Risk	9,500	£34,181	£46,531	0%	17%	3%	0%	0%	80%	0%	59%
1226	Travel agency managers and proprietors	72	Low Risk	11,800	£35,221	£30,804	0%	0%	0%	8%	0%	85%	8%	82%
8115	Rubber process operatives	70	High Risk	4,600	£31,162	£26,640	N/A	N/A	N/A	N/A	N/A	N/A	N/A	1%
5411	Weavers and knitters	69	Medium Risk	3,100	£39,153	£20,639	N/A	N/A	N/A	N/A	N/A	N/A	N/A	1%
9231	Window cleaners	53	Medium Risk	28,100	£22,588	N/A	N/A	N/A	N/A	N/A	N/A	N/A	N/A	2%
4124	Finance officers	24	Low Risk	39,100	£36,724	£25,955	N/A	N/A	N/A	N/A	N/A	N/A	N/A	4%
6147	Care escorts	18	Medium Risk	18,700	£29,907	£8,291	N/A	N/A	N/A	N/A	N/A	N/A	N/A	6%

<sup>1</sup> Employment figures from NomisWeb - Report "Employment by Occupation", Oct 2017-Sep 2018: <https://www.nomisweb.co.uk/>

<sup>2</sup> Salary data from ASHE 2017 (revised) Table 14 - "Region by Occupation (4 digit SOC 2010)" - Table 14.7a "Annual pay - Gross", published Oct 2018: <https://www.ons.gov.uk/employmentandlabourmarket/peopleinwork/earningsandworkinghours/datasets/occupation4digitsoc2010ashtable14>



Source: Labour Insight (Burning Glass Technologies)

## Time Series Analysis

Postings decreased by 7.36% to 6,423,137 in the period 2019 - 2020

Jan. 01, 2012 - Jan. 04, 2021 (Data not available after Jan. 03, 2021)

There are 66,356,911 postings available with the current filters applied.

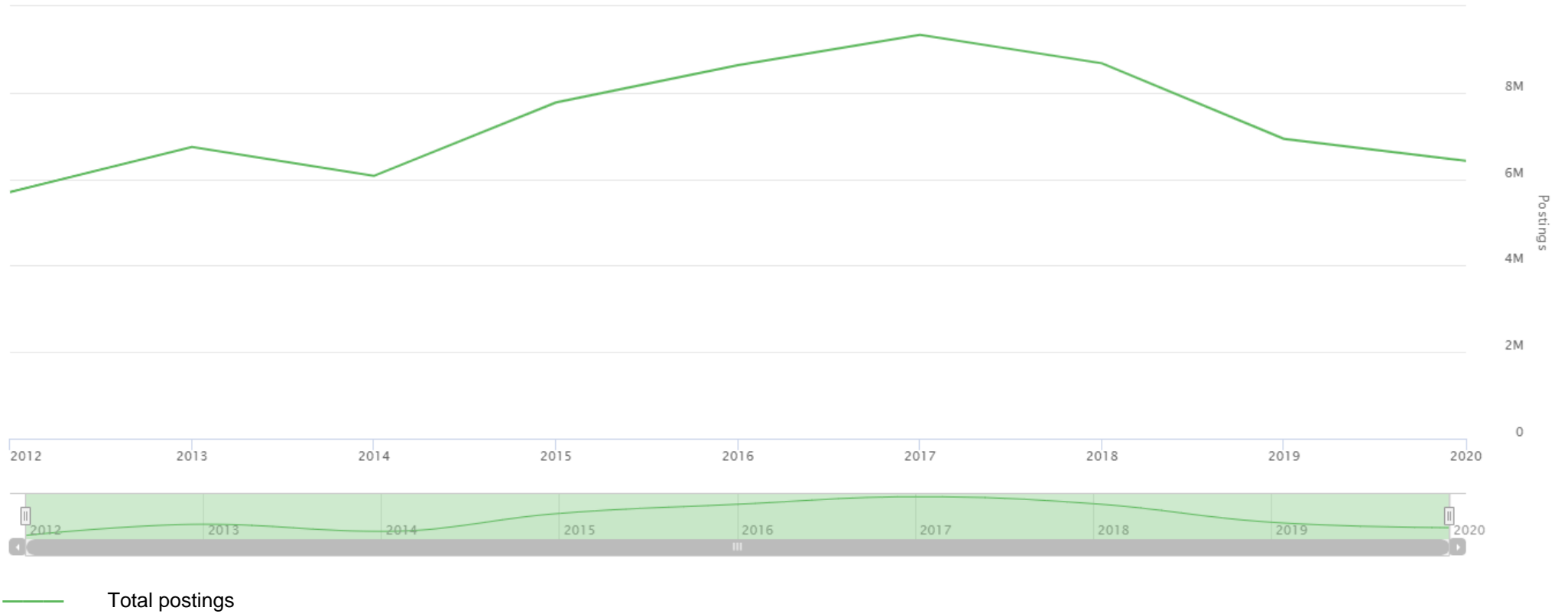
There are 0 unspecified postings.

## Active Selections

Full year 2020 (Jan. 1, 2020 - Dec. 31, 2020) AND UK-wide

## Interval

Annually



— Total postings